The Crown Jewel of Persian Celebrations

Zereshk Polo ba Morgh

Persian Saffron Rice with Barberries and Chicken

زرشک پلو با مرغ



A masterpiece of culinary architecture, designed to delight the eyes, balance the palate, and anchor the celebratory table.

www.learnoteach.com

By Mozhgan

Two Pillars of the Persian Table

www.learnoteach.com



Khoresht (The Stews)

Concept:
Slow-simmered, earthy, and deep. The art of Ja Oftadan (allowing the stew to settle and oils to separate into a velvety consistency).

Examples:
Ghormeh Sabzi (Iran's national herb stew with tangy sun-dried Limoo Amani)
Fesenjan (rich ground walnuts and pomegranate paste)

Role:
Eaten with rice, providing deep, comforting gravies.



Polo (The Layered Rice)

Concept:
Bright, layered, and architecturally vibrant. Focuses on individual, fluffy grains and striking visual contrast.

Example:
Zereshk Polo (The hero of this journey).

Role:
The undisputed, visually arresting centerpiece of the table.

By Mozhgan

The Heamaphy of Tart and Sweet

ترش و شیرین

Torsh va Shirin

Tart & Sweet



The soul of Persian cuisine is balance. Just as Fesenjain balances pomegranate and walnut, this dish tames the sharp, bright tartness of ruby barberries with a gentle kiss of sugar and the earthy warmth of golden safreon.

www.learnoteach.com

By Mozhgan

www.learnoteach.com

The Painter's Culinary Palette

زرشک

Zereshk - Tart red barberries. The bright, acidic jewels.



زعفران

Za'faran - Golden saffron. The earthy, aromatic liquid gold.



چلو

Chelow - Steamed fluffy Basmati rice. The canvas.



مرغ

Morgh - Tender seasoned chicken. The savory foundation.



Supporting Cast: Rich butter, golden onions, and vibrant turmeric.

By Mozhgan

Coaxing Gold from Onion and Spice

مرغ

Morgh / Chicken



Step 1

Sauté chopped onions in a touch of oil until they reach a soft, translucent golden hue.

Step 2

Introduce the chicken pieces, coating them generously in turmeric and spices until lightly browned.

Step 3

Add water and simmer gently until the meat becomes incredibly tender and infused with the golden broth.

www.learnoteach.com

By Mozhgan

The Fluffy Cloud and the Crispy Crown

چلو

Chelow / Steamed fluffy rice



تہ دیگ

Tahdig / Crispy golden rice crust

The Technique

Basmati rice is first parboiled in salted water to elongate the grains, then drained.

The Magic

Returned to a buttered pot, wrapped in a towel-lined lid, and steamed slowly.

The Prize

While the top steams into a weightless cloud, the bottom fries in butter to create Tahdig—the fiercely contested, deeply prized crispy crust of Persian gatherings.

www.learnoteach.com

By Mozhgan

Plumping the Ruby Jewels

زرشک

Zereshk / Tart red barberries



The Technique

Barberries burn easily. They require gentle, brief heat.

Step 1

Briefly sauté the dried red barberries in a generous knob of rich butter over low heat.

Step 2

Add a touch of sugar and a splash of water (or saffron water).

The Result

The heat and sugar coax out their brilliant ruby shine, plumping them up while perfectly balancing their natural sharp tartness.

www.learnoteach.com

By Mozhgan

Blooming the Liquid Gold

www.learnoteach.com

زعفران

Za'faran / Golden saffron



The Process

Saffron must never be used whole. It is ground into a microscopic powder.



The Bloom

Steeped in hot water (or melted slowly over ice), it releases its deep, earthy aroma and transforms from crimson red into a vivid, staining yellow.



The Mix

Tossed with a single spatula of cooked rice, it creates the golden top layer of the final dish.

By Mozhgan

Assembling the Masterpiece



Layer 3 (Top):
A glistening crown of the plumped, ruby-red Zereshk.

Layer 2 (Middle):
A deliberate scattering of the vibrant yellow saffron-infused rice.

Side Accents:
The tender, golden-hued chicken pieces tucked gently alongside or served on a separate side dish.

Layer 1 (Bottom):
A wide, generous mound of fluffy white Chelow.

A **feast built for the eyes** before it ever reaches the palate. The deliberate layering creates a striking visual contrast of stark white, vivid gold, and deep ruby—the undeniable hallmark of a Persian celebration.

By Mozhgan

نوش جان

May It Nourish Your Soul

Nooshe Joon
May it nourish your soul.

www.learnoteach.com



Persian food is fundamentally a labor of love, designed to be shared. When the Sofreh is spread and the golden crust of the Tahdig is broken, the true purpose of the meal is realized. Gather your friends, share the beauty, and Nooshe Joon.

By Mozhgan